
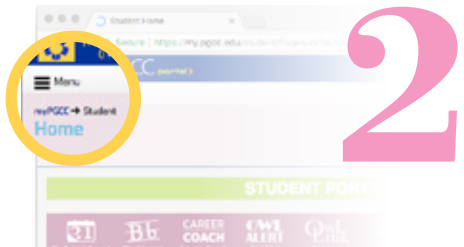


# How to Check Your FINANCIAL AID Status




Click MY PGCC on top of website  
THEN Enter User Name and Password

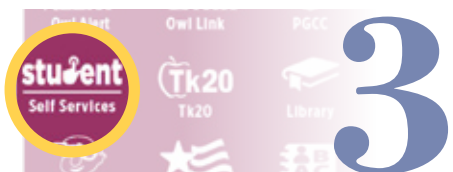


Access Student Portal

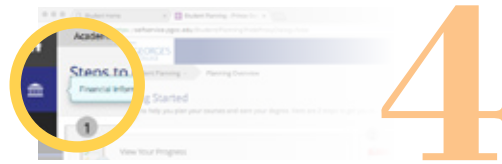
IF faculty/staff portal opens first,




click the Menu on the upper left corner,  
select Student Portal



Click on the Self-Service icon



Click on the bank icon on the left



Click Financial Aid AND Select  
from the drop down menu

## STATUS



RED  
Violation, or contact Student Financial Aid

YELLOW  
Incomplete, or Please complete

BLUE  
New award letter

GREEN  
Task complete



PRINCE GEORGE'S  
COMMUNITY COLLEGE

If you need assistance, visit the  
Student Financial Aid office in  
Bladen Hall, Room 121